



Indivara

A product of The Muthoot Group



BANGLE SIZE GUIDE



Precautions to ensure your accuracy and comfort!

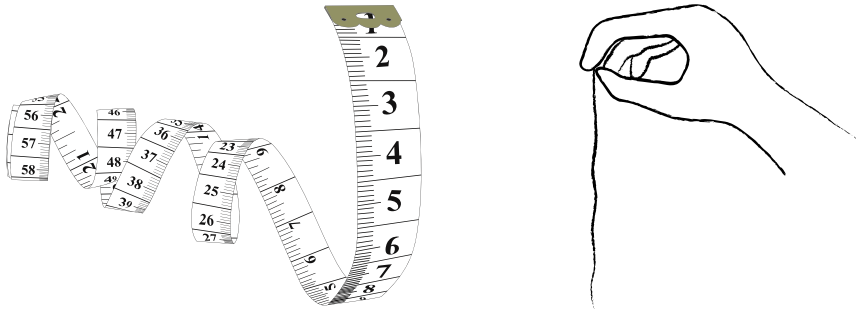
- Make sure the tape or string is flexible enough to wrap around your hand comfortably without squeezing.
- Ensure that the bangle you're using to measure fits over your hand comfortably. It should not be too tight or too loose.
- If your hands are slightly different sizes, measure both hands to ensure you get the best fit.
- Measure Multiple Times: To ensure accuracy, measure your finger or hand size two or three times.
- Comfort is Key: When measuring, remember that your bangle should fit comfortably. Bangles should fit over your hand without too much resistance.

Method 1: Using a String or Paper Strip

1. Find a Flexible Measuring Tool

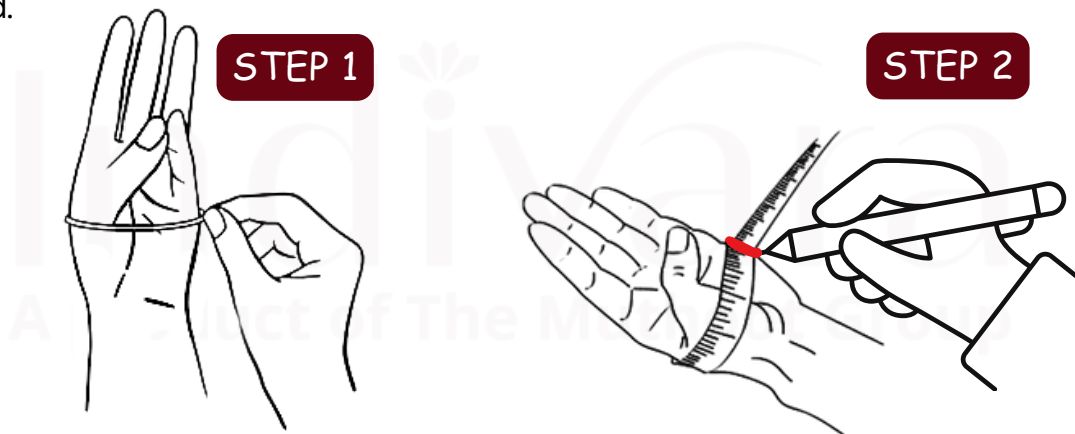
You will need a flexible measuring tool like:

- A piece of string or thread
- A ruler or measuring tape (to measure the length of the string)

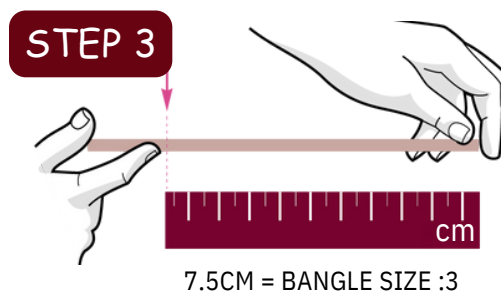


2. Measure Your Hand

- Step 1: Take the string or thread and wrap it around the widest part of your hand. (At the base of your knuckles, where the bangle will pass through)
- Step 2: Mark the point where the string meets, then remove it from your hand.



4. Measure the Length – Use a ruler to measure the length in centimeters (cm).




5. Find Your Bangle Size – Compare the measurement with a standard bangle size chart. (Attached at the end - SIZE CHART)

Method 2: Using existing bangle

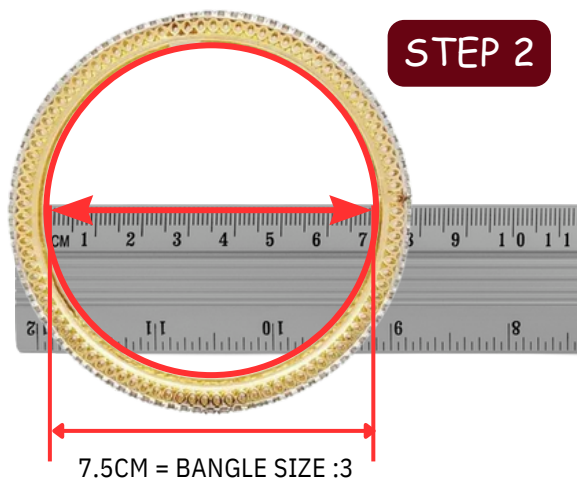
Here is another chart that can be used to determine the appropriate bangle size. It measures the inside diameter of a bangle in centimeters. This method is typically used to double-check your results from the paper method. Additionally, you can use the bangle that you wear daily and compare its inside diameter with the chart below for further confirmation.

1. Take a bangle, place it on the scale.



2. Measure the inner diameter.

(Make sure the left inner side starts from 0cm)



3. Use the following chart to determine your bangle size. (Attached at the end - SIZE CHART)

-SIZE CHART-

Bangle Size	Method - 1	Method - 2
	Circumference - cm	Diameter - cm
2.20	16.90	5.40
2.40	18.00	5.70
2.60	19.00	6.00
2.80	19.90	6.40
2.10	20.90	6.70
2.12	22.00	7.00
2.14	22.90	7.30
3.00	23.90	7.50